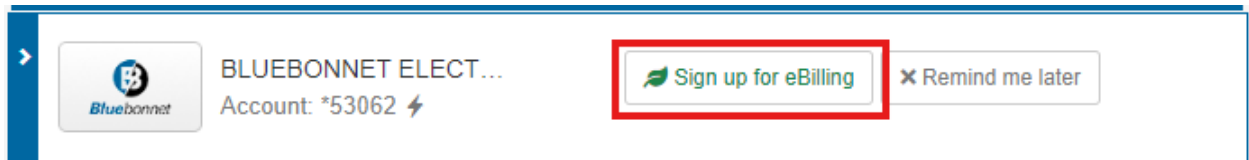


Bill Pay Tutorial - How to setup eBilling:

ebill is an exciting new feature for Bill Pay that allows you to connect your Austin FCU Bill Pay to certain Payees and unlock exciting features such as reviewing recent bills and receiving notifications of payments due.

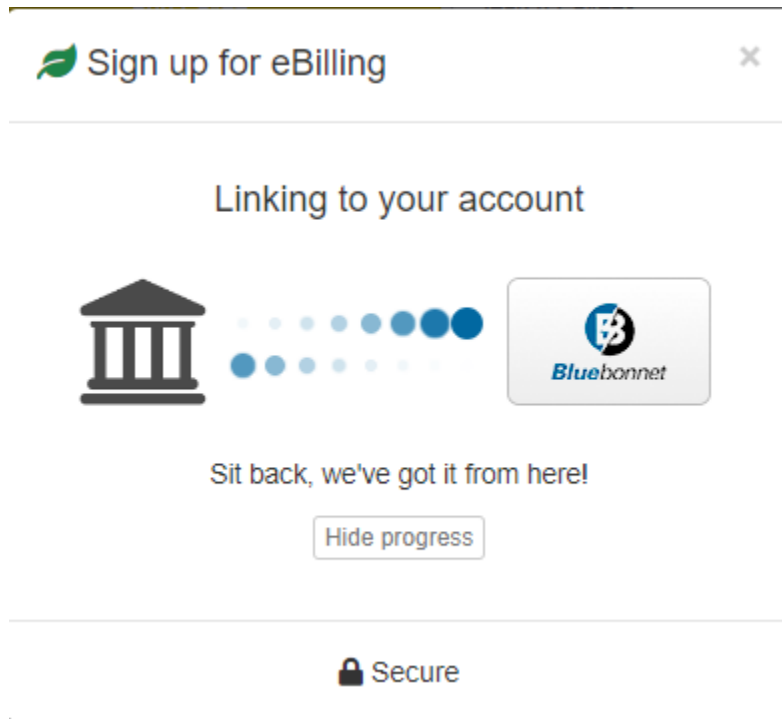
1. If your payee has eBilling available, you will click the Sign up for eBilling button from the Bill Pay Homepage. (You can always navigate back to the home page by clicking the Bill Pay button at the top of your page.)



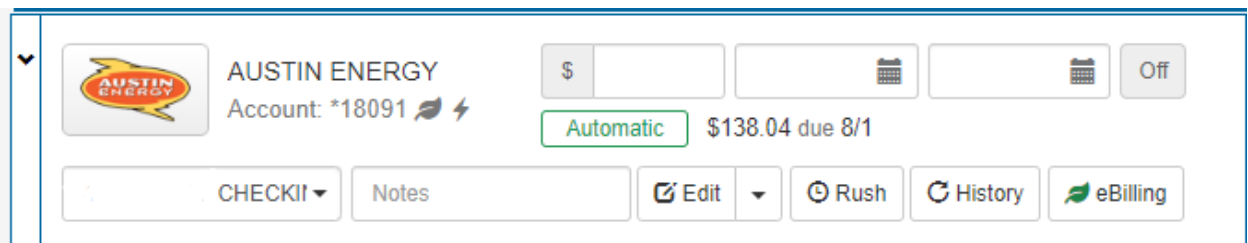
2. This will bring up a sign-in page for your payee's site. Here you will enter your username and password with them and click "Sign in and get my bills!"

A screenshot of a web browser window showing the sign-in page for Bluebonnet Electric Cooperative. The browser's address bar shows 'Sign up for eBilling' with a close button. The page features the Bluebonnet logo at the top, followed by the text 'Bluebonnet Electric Cooperative' and the website 'www.bluebonnetelectric.coop'. Below this is a sign-in form with two input fields: 'Email' (containing the placeholder 'Username') and 'Password' (with a toggle icon). A link for 'Forgot my password' is located below the password field. A large yellow button at the bottom of the form says 'Sign in and get my bills!'. At the very bottom of the page, there is a lock icon and the word 'Secure'.

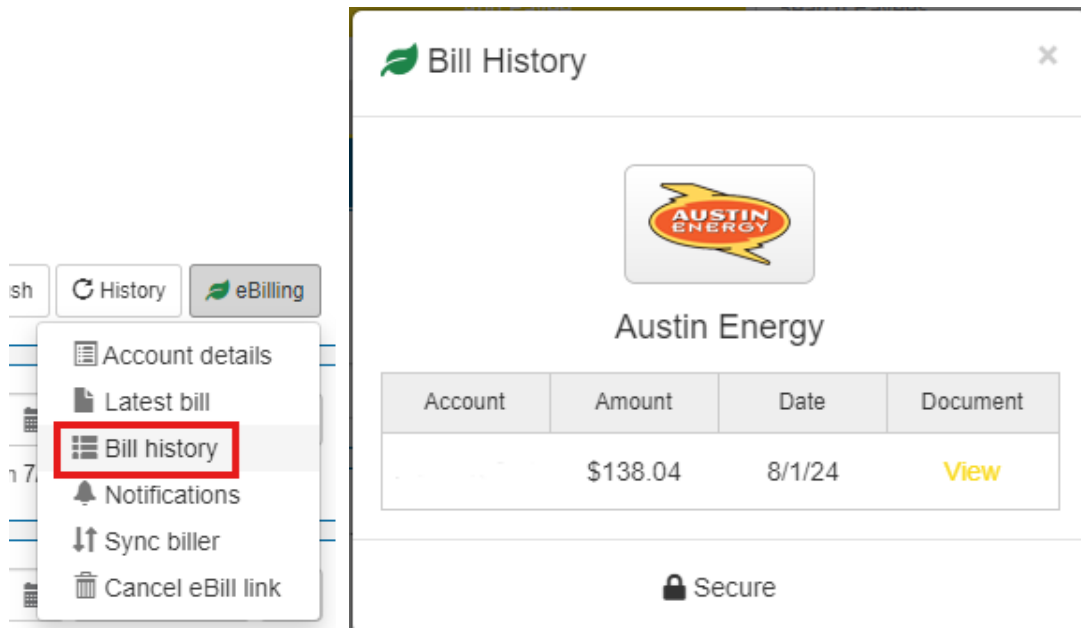
3. You will see a progress screen as the system links your Allied Bill Pay account with your payee. This may take a few minutes.



4. Once your biller is linked, Bill Pay will get information from your payee regarding your billing. For example, this account has a payment due on 8/1 with Austin Energy:



5. Clicking the Bill History button under eBilling will allow you to view previous bills with that Payee.



You can also view the latest bill, check out your account details or Sync the biller if you don't think you are seeing current information. You can also Cancel the eBill link if you wish.

If you have any questions or problems, contact us at 512-444-6419 option 8 for assistance.